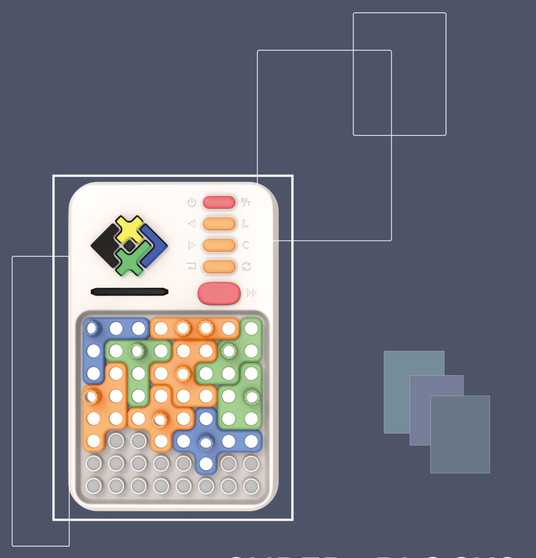

SUPER BLOCKS

User manual

.Product introduction.

Super Blocks is a fun building block game machine.The chessboard is made up of lights,After the light lights up, correctly use the corresponding pieces to fill the light position . Super Blocks can automatically give questions and sensethe correct answers. If the answers are correct , the system will automatically enter the next level.It includes 1030+ levels;Develop logical thinking ability and focus,You can have a lot of fun solving problems in games!

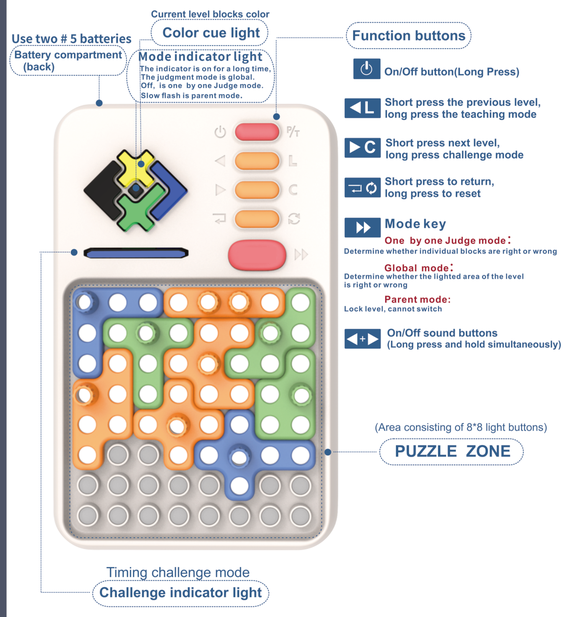

● Game objectives ●

Fill the designated illuminated area with chess pieces of the specified color to pass the level

● Game level display ●

Each level consists of different illuminated areas, which can be divided into the following

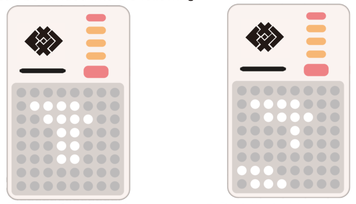

» ontinuous level display » » Distributed level display »

● Building Blocks instructions ●

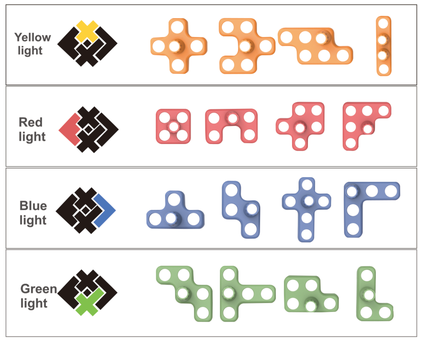

● Quick Start ●

Open the battery compartment on the back of the machine and install the No.5 battery
Long press the power button ⏻ to power on,Short press ◀ and ▶ button to Select level.

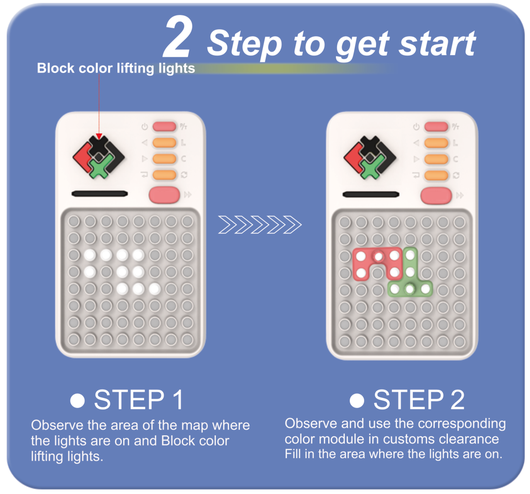

attention:

1.Make sure that the blocks overlap with the lights map,
Map areas that are lit cannot be blank, Map areas that are lit all fill in and it's not out of the zone ,Then the system will automatically enter the next level.

2.The color light will flash when PASS the level,
At the same time, the entire map will appear level light effect and level music.
After clearing the level, take out all the building blocks on the area and proceed to the next level.

Challenge mode ●

Long press ▶C button to enter challenge mode , During the challenge, start challenge mode when the timer light comes on;The long blue light is a countdown light , The lights go out one-third in a while ,The more difficult the level, the longer the countdown ; the lights will blink at the last two seconds;If the correct filling is completed before the countdown light goes out, the challenge Is successful, Instead, challenges fail.

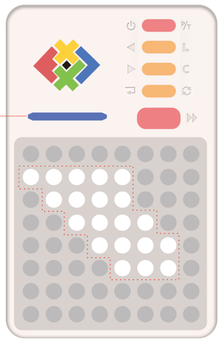

1.Select the corresponding color chess pieces according to the color indicator light, Fill the chessboard with lit areas,If the correct filling is completed before the countdown light goes out, the challenge is successful ,Instead, challenges fail

2.If you need to challenge it again,Clear the board first, Then long press C to enter challenge mode

Teaching mode ●

If you encounter difficulties in customs clearance
you can long press L enter the teaching mode,Under the teaching mode
The block color indicator blinks one color at a time
The corresponding checkerboard map is indicated in turn by flashing lights
Fill the corresponding color shape blocks into the flashing light prompt area
Until the lighted area is filled,Press ⮐ key to exit teaching mode.

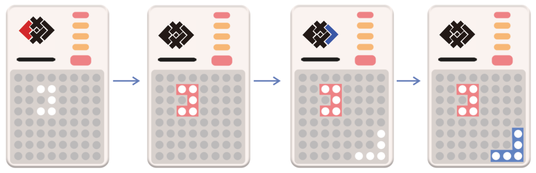

Parent mode ●

This mode provides more flexible control of the game. In parent modeChildren are not free to choose levels, must play the game in order to complete the current , Only after the level can you proceed to the next level. Helps parents have more control Children's play time and progress, make sure that children get in the game Appropriate challenges and growth. Parent mode makes it easier for parents to manageChild play behavior.

Once in Parent mode, the small square light in the middle of the top left corner of the screen will flash slowly Indicates the current parent mode.
Press ⮐ key and ▶▶ key at the same time to enter the parent mode

● Function buttons ●

- ⏻ Long press to ON/ OFF
- ◀L Short press the previous level
  Long press to enter teaching mode
- ▶C Press the next level
  Long press to enter Challenge mode
- ⮐ Short press to return
  Press and hold to restore Settings
- ▶▶ Mode key
  One by one Judge mode:
  Determine whether individual blocks are right or wrong
  Parent mode:
  Lock level, cannot switch
  Global mode:
  Determine whether the lighted area of the level is right or wrong
- ◀+▶ Long press two keys to turn on or off the sound

● Product Parameters ●

Product name	SUPER BLOCKS
Material	ABS+PC
Applicable age	6 years+
Packing list	Main Machine *1 Building block module * 16 storage bag *1 User manual*1

● Notice ●

1、This product contains electronic components. Please do not disassemble them without authorization, otherwise it may cause irreparable product damage.
2、It is prohibited to mechanically impact, crush, throw or place heavy objects on this product.
3、Do not store this product near heat sources or in environments exceeding 60 degrees Celsius.
4、This product is not waterproof. Do not immerse it in water or use it in a damp environment.
5、When not using this product, please remove the building blocks on the chessboard to prevent prolonged storage from affecting the gaming experience.
6、This product uses 1.5V AA No. 5 batteries*2. Before use, please install the batteries correctly according to the instructions in the battery compartment; Non rechargeable batteries cannot be charged. Rechargeable batteries must be charged and used under adult supervision when used by children. Batteries must be removed from this product before charging. Different types of batteries or old and new batteries cannot be mixed for use; The battery that has been used up or has not been playing games for a long time must be removed from this product to avoid damaging its performance. The battery cannot be thrown into fire.

Warning: This product contains small parts and is not suitable for use by children under three years old (Including 3 years old), Avoid swallowing!!!

Q&A

Q During used, all checkerboard lights become noticeably dim?

A Maybe The battery is low, it is recommended to replace it with a new pair of batteries.

Q Why is the board light always flashing during the game?

A 1.When answering the question, if the pieces are placed beyond the illuminated map area, the light will flash to indicate an error.

2.When answering the question, the chess pieces are not pressed in place, resulting in incomplete sensing, you must ensure that the building blocks are pressed flat in the chessOnly on the chessboard.

Q How to identify levels from the chessboard?

A The current number of levels is displayed as a scrolling number in the lit area of the board.